



**UNIVERSIDAD AUTÓNOMA DEL ESTADO  
DE HIDALGO**  
**ESCUELA PREPARATORIA DE IXTLAHUACO**



## **Escuela Preparatoria Ixtlahuaco**

**Tema: Daily life**

**Lic. Alan Jesus Leonardo  
Almaraz Inglés 1.1 Grupo 2**

**Julio diciembre 2019**

# **Tema: Daily life**

## **Resumen**

**En esta unidad aprenderemos como Proporcionar y recibir información de lugares, instrucciones y actividades.**

**Palabras clave: ( Direcciones – Gira a la derecha- izquierda- cuadras- sigue derecho. )**

**Tema: Daily life**

## **Abstract**

**In this unit we will learn how to give, and receive information about places, instructions and activities.**

**Key Words; (Directions – Turn right – turn left  
Blocks- go straight)**

## **Objetivo general:**

Intercambiar información personal, describir personas, lugares y actividades de la vida cotidiana haciendo uso del presente simple y del vocabulario correspondiente para interactuar en conversaciones simples en inglés.

**Nombre de la unidad: Daily life**

Bloque II

**Objetivo de la unidad:**

Proporcionar información de lugares, instrucciones y actividades.

# **Tema: English in my world**

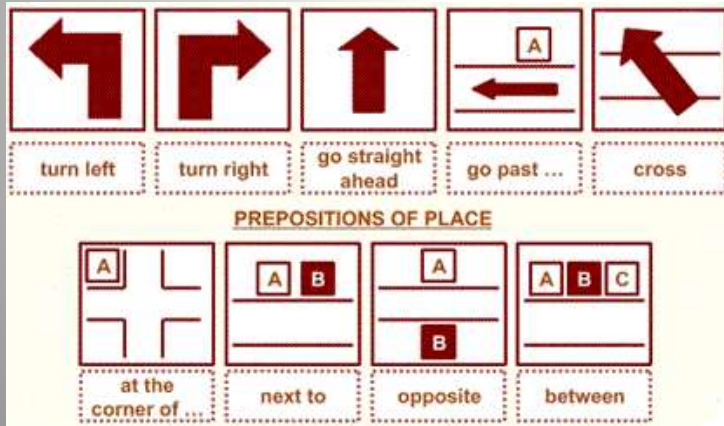
## **Bloque I: Simple Present.**

### **Introducción:**

We use simple present in order to describe actions that we perform in our daily life, like habits, routines, and in this case we use it to ask and give directions.

# Desarrollo del Tema:

When we ask or share information about directions, we need to take into account the context, and the right vocabulary we have to use.



# Desarrollo del Tema:

## Basic questions to get information about a place.

The next questions are the common ways in order to ask for directions if we know that place we are asking for exist in there.

**Where is the ... bank?**

**How can I get to the ... bank?**

**How do I get to the ... bank?**





# Desarrollo del Tema:

## Questions to get information about a place.

The next questions are used order to ask for directions in case we are not sure that place exist in there.

**Is there any ... bank?**

**Are there some ... banks ?**

**Is near here a bank ?**

## Giving Directions

In order to provide answers when we are asked to give directions we need to know some phrases in order to help to the needed person.

### Common phrases to give directions.

Go straight



Go ahead



Turn left



Turn right




Keep going



Go back



One block



Two blocks

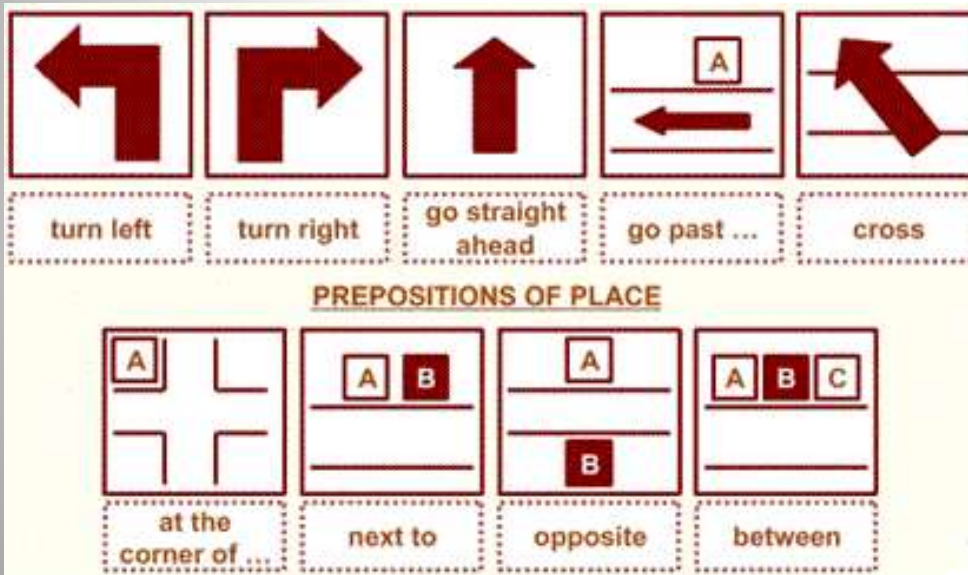


Three blocks



## Giving Directions

In order to provide the exactly location of a place, there exist common words to indicate the place.



Next To

Back to

In front of

Under

Between

## **Bibliografía del tema:**

**Taken from:** [https://www.englisch-hilfen.de/en/grammar/simple\\_present\\_use.htm](https://www.englisch-hilfen.de/en/grammar/simple_present_use.htm).

**Taken from:** <https://www.easypacelearning.com/all-lessons/english-level-2/1289-asking-for-and-giving-directions-english-lesson>.

**Paul Davies. (2019). Go High! A1.1. México: UAEH.**